

16th April, 2012

Bombay Stock Exchange Limited
25th Floor, P.J. Towers,
Dalal Street,
Mumbai-400001

Company Code No: 532771

Sub: Submission as per Clause 35 of the Listing Agreement

Dear Sir/Madam,


In pursuance of clause 35 of the Listing Agreement, please find enclosed Shareholding Pattern of the Company for the quarter ended on March 31, 2012.

This is for your information and records.

Thanking you,


Yours faithfully,

For JHS Svendgaard Laboratories Limited


TARUN CHHABRA
Company Secretary
JHS Svendgaard Laboratories Limited
Tarun Chhabra
(Company Secretary)

Introductory sub-table 1)(a)


Name of the Company: JHS SVENDGAARD LABORATORIES LIMITED			
Scrip Code, Name of the scrip, class of security: NSE: JHS-EQ , BSE:532771			
Quarter ended: March 31,2012			
Partly paid-up shares:-	No. of partly paid-up shares	As a % of total no. of partly paid-up shares	As a % of total no. of shares of the company
Held by promoter/promoter group	NIL	NIL	NIL
Held by public	NIL	NIL	NIL
Total - D	NIL	NIL	NIL
Outstanding convertible securities:-No. of outstanding securities			
As a % of total no. of outstanding convertible securities		As a % of total no. of shares of the company, assuming full conversion of the convertible securities	
Held by promoter/promoter group	NIL	NIL	NIL
Held by public	NIL	NIL	NIL
Total - E	NIL	NIL	NIL
Warrants:-			
No. of warrants		As a % of total no. of shares of the company, assuming full conversion of warrants	
Held by promoter/promoter group	NIL	NIL	NIL
Held by public	NIL	NIL	NIL
Total - F	NIL	NIL	NIL
Total paid-up capital of the company, assuming full conversion of warrants and convertible securities			
		Rs.17,05,00070 (170500070 Equity Share Face value of Rs. 10 ea	



TARUN CHHABRA
Company Secretary
JHS Svendgaard Laboratories Limited


Statement Showing Shareholding Pattern

Category code	Category of Shareholder	Number of Shareholders	Table (D)(a)				Shares Pledged or otherwise encumbered	
			Total number of shares	Number of shares held in dematerialized form	Total shareholding as a percentage of total number of shares		Number of shares	As a percentage
			(IV)	(V)	As a percentage of (A+B) ¹	(VII)		
(I)	(II)	(III)	(IV)	(V)	(VI)	(VII)	(VIII)	(IX) = (VIII)/(IV)*100
1	Shareholding of Promoter and Promoter							
(a)	Indian							
	Individuals/ Hindu Undivided Family							
(b)	Central Government/ State Government(s)	4	6197356	6197356	36.35	36.35	3385558	54.63
(c)	Bodies Corporate	0	0	0	0.00	0.00	0	0.00
(d)	Financial Institutions/ Banks	0	0	0	0.00	0.00	0	0.00
(e)	Any Others(Specify)	0	0	0	0.00	0.00	0	0.00
(e-i)		0	0	0	0.00	0.00	0	0.00
(e-ii)		0	0	0	0.00	0.00	0	0.00
	Sub Total(A)(1)	4	6197356	6197356	36.35	36.35	3385558	54.63
2	Foreign							
a	Individuals (Non-Residents Individuals/ Foreign Individuals)	0	0	0	0.00	0.00	0	0.00
b	Bodies Corporate	0	0	0	0.00	0.00	0	0.00
c	Institutions	0	0	0	0.00	0.00	0	0.00
d	Any Others(Specify)	0	0	0	0.00	0.00	0	0.00
d-i		0	0	0	0.00	0.00	0	0.00



TARUN CHHABRA
 Company Secretary
 JHS Stereolab Laboratories Limited



d-ii		0	0	0	0	0	0	0	0	0	0	0	0	0	0	0	0.00			
	Sub Total(A)(2)	0	0	0	0	0	0	0	0	0	0	0	0	0	0	0	0.00		#DIV/0!	
	Total Shareholding of Promoter and	4	6197356	6197356	6197356	6197356	6197356	6197356	6197356	6197356	6197356	6197356	6197356	6197356	6197356	6197356	36.35	3385558		54.63
	(B) Public shareholding																			
	I Institutions																			
(a)	Mutual Funds/UTI	2	361550	361550	361550	361550	361550	361550	361550	361550	361550	361550	361550	361550	361550	2.12	0		0.00	
(b)	Financial Institutions/ Banks	0	0	0	0	0	0	0	0	0	0	0	0	0	0	0.00	0		0.00	
(c)	Central Government/ State Government(s)	0	0	0	0	0	0	0	0	0	0	0	0	0	0	0.00	0		0.00	
(d)	Venture Capital Funds	0	0	0	0	0	0	0	0	0	0	0	0	0	0	0.00	0		0.00	
(e)	Insurance Companies	0	0	0	0	0	0	0	0	0	0	0	0	0	0	0.00	0		0.00	
(f)	Foreign Institutional Investors	2	193589	193589	193589	193589	193589	193589	193589	193589	193589	193589	193589	193589	193589	1.14	0		0.00	
(g)	Foreign Venture Capital Investors	1	2500000	2500000	2500000	2500000	2500000	2500000	2500000	2500000	2500000	2500000	2500000	2500000	2500000	14.66	0		0.00	
(h)	Any Other (specify)	0	0	0	0	0	0	0	0	0	0	0	0	0	0	0.00	0		0.00	
(h-i)		0	0	0	0	0	0	0	0	0	0	0	0	0	0	0.00	0		0.00	
(h-ii)		0	0	0	0	0	0	0	0	0	0	0	0	0	0	0.00	0		0.00	
	Sub-Total (B)(1)	5	3055139	3055139	3055139	3055139	3055139	3055139	3055139	3055139	3055139	3055139	3055139	3055139	3055139	17.92	77835		5.20	
	B 2 Non-institutions																			
(a)	Bodies Corporate	277	1497944	1497944	1497944	1497944	1497944	1497944	1497944	1497944	1497944	1497944	1497944	1497944	1497944	8.79	0		0.00	
(b)	Individuals															0.00	0		0.00	
	Individuals -i. Individual shareholders holding nominal share capital up to Rs 1 lakh	8380	3780988	3774382	3774382	3774382	3774382	3774382	3774382	3774382	3774382	3774382	3774382	3774382	3774382	22.18	628		0.02	
	ii. Individual shareholders holding nominal share capital in excess of Rs. 1 lakh.	65	1995317	1995317	1995317	1995317	1995317	1995317	1995317	1995317	1995317	1995317	1995317	1995317	1995317	11.70	0		0.00	
(c)	Any Other (specify)															0.00	0		0.00	
(c-i)	Clearing Member	151	347377	347377	347377	347377	347377	347377	347377	347377	347377	347377	347377	347377	347377	2.04	0		0.00	
(c-ii)	Foreign nationals NRI (REPEAT)	99	144341	144341	144341	144341	144341	144341	144341	144341	144341	144341	144341	144341	144341	0.85	0		0.00	




(c-iii)	Foreign nationals NRI (NONREPEAT)	18	31545	31545	0.19	0.19	0	0.00
	Sub-Total (B)(2)	8990	7797512	7790906	45.73	45.73		
(B)	Total Public Shareholding (B)= (B)(1)+(B)(2)	8995	10852651	10846045	63.65	63.65	78463	
	TOTAL (A)+(B)	8999	17050007	17043401	100.00	100.00	3464021	0.00
(C)	Shares held by Custodians and against which Depository Receipts have been issued							
1	Promoter and Promoter Group	0	0	0	0.00	0.00	0	0.00
2	Public	0	0	0	0.00	0.00	0	0
	Sub-Total (C)	0	0	0	0	0	0	0
	GRAND TOTAL (A)+(B)+(C)	8999	17050007	17043401	100.00	100.00	3464021	20.32



(D)(b) Statement showing holding of securities (including shares, warrants, convertible securities) of persons belonging to the category "Promoter and Promoter Group"


Sr.	Name of the shareholder	Details of Shares held		Encumbered shares (*)			Details of warrants		Details of convertible securities		Total shares (including underlying shares assuming full conversion of warrants and convertible securities) as a % of diluted share capital
		Number of shares held	As a % of total (A)+(B)+(C)	No.	As a percentage	As a % of grand total (A)+(B)+(C) of sub-clause (D)(a)	Number of warrants held	As a % total number of warrants of the same class	Number of convertible securities held	As a % total number of convertible securities of the same class	
No.	(i)	(iii)	(iv)	(v)	(vi) = (v)/(iii)*100	(vii)	(viii)	(ix)	(x)	(xi)	(xii)
1	NIKHIL NANDA	5385520	31.59	3255002	60.44	19.09					
2	SUSHMA NANDA	808533	4.74	130556	16.15	0.77					
3	HARISH CHANDER NANDA	1803	0.01	0	0.00						
4	DALJIT SINGH GREWAL	1500	0.01	0	0.00	0.00					
	TOTAL	6197356	36.35	3385558	54.63	19.86					

(*) The term "encumbrance" has the same meaning as assigned to it in regulation 28(3) of the SAST Regulations, 2011



(c)(i) Statement showing holding of securities (including shares, warrants, convertible securities) of persons (together with PAC) belonging to the category "Public" and holding more than 5% of the total number of shares of the company


r. No	Name(s) of the shareholder(s) and the Persons Acting in Concert (PAC) with them	Number of shares	Shares as a percentage of total number of shares {i.e., Grand Total (A)+(B)+(C) indicated in Statement at para (D)(a) above}	Details of warrants		Details of convertible securities		Total shares (including underlying shares assuming full conversion of warrants and convertible securities) as a % of diluted share capital
				Number of warrants	As a % total number of warrants of the same class	Number of convertible securities held	% w.r.t total number of convertible securities of the same class	
1	TANO MAURITIUS INDIA FVCI	2500000	14.66					
	TOTAL	2500000	14.66					



(D)(d) Statement showing details of locked-in shares

Sr. No.	Name of the shareholder	Category of shareholder (promoter/investor)	Number of locked-in shares	Locked-in shares as a percentage of total number of shares i.e., Grand Total (A)+(B)+(C) indicated in Statement at para (D)(a) above}
1	NIKHIL NANDA	PROMOTER	2130518	12.50
2	TANO MAURITIUS INDIA FVCI	FOREIGN INST. INVESTOR	2500000	14.66
TOTAL			4630518	27.16


TARUN & SHILPA
Company Secretary
JHS Sverregaard Laboratories Limited



(II)(a) Statement showing details of Depository Receipts (DRs)

Sr. No.	Type of outstanding DR (ADRs, GDRs, SDRs, etc.)	Number of outstanding DRs	Number of shares underlying outstanding DRs	Shares underlying outstanding DRs as a percentage of total number of shares {i.e., Grand Total (A)+(B)+(C) indicated in Statement at para (D)(a) above}
1	N.A.	N.A.	N.A.	N.A.
TOTAL	N.A	N.A.	N.A.	N.A.

TARUN CHHABRA
Company Secretary
JHS Svedberg Laboratories Limited



(II)(b) Statement showing holding of Depository Receipts (DRs), where underlying shares held by "promoter/promoter group" are in excess of 1% of the total number of shares

Sr. No.	Name of the DR Holder	Type of outstanding DR (ADRs, GDRs, SDRs, etc.)	Number of shares underlying outstanding DRs	Shares underlying outstanding DRs as a percentage of total number of shares {i.e., Grand Total (A)+(B)+(C) indicated in Statement at para (I)(a) above}
1	N.A.	N.A.	N.A.	N.A.
TOTAL		N.A.	N.A.	N.A.

TARUN GAMBHARA
 Company Secretary
 JHS Syndicate Laboratories Limited

