

19th January, 2012

Bombay Stock Exchange Limited
Department of Corporate Services
25th Floor, P.J. Towers,
Dalal Street,
Mumbai-400001

Company Code No: 532771

Sub: Submission of Revised Shareholding pattern as per Clause 35 of Listing Agreement.

Dear Sir/Madam,


In pursuance of clause 35 of Listing Agreement, please find enclosed Revised Shareholding Pattern of the Company for the quarter ended on December 31, 2011.

This is for your information and records.

Thanking you.

Yours faithfully,

For JHS Syendgaard Laboratories Limited


Farun Chhabra
(Company Secretary)

Introductory sub-table (I)(a)

Name of the Company: JHS SVENDGAARD LABORATORIES LIMITED				
Scrip Code, Name of the scrip, class of security: NSE: JHS-EQ, BSE:532771				
Quarter ended: December 31, 2011				
Partly paid-up shares:-		No. of partly paid-up shares	As a % of total no. of partly paid-up shares	As a % of total no. of shares of the company
Held by promoter promoter group		NIL	NIL	NIL
Held by public		NIL	NIL	NIL
	Total - D	NIL	NIL	NIL
Outstanding convertible securities:-		No. of outstanding securities	As a % of total no. of outstanding convertible securities	As a % of total no. of shares of the company, assuming full conversion of the convertible securities
Held by promoter promoter group		NIL	NIL	NIL
Held by public		NIL	NIL	NIL
	Total - E	NIL	NIL	NIL
Warrants:-		No. of warrants	As a % of total no. of warrants	As a % of total no. of shares of the company, assuming full conversion of warrants
Held by promoter promoter group		NIL	NIL	NIL
Held by public		NIL	NIL	NIL
	Total - F	NIL	NIL	NIL
Total paid-up capital of the company, assuming full conversion of warrants and convertible securities		Rs.17,05,00070 (17050007 Equity Share Face value of Rs. 10 each)		


Handwritten signature and date
18/12/2011

(D)(a) STATEMENT SHOWING SHAREHOLDING PATTERN

Category code	Category of shareholder	Number of shareholders	Total number of shares	Number of shares held in dematerialized form	Total shareholding as a % of total number of shares		Shares Pledged or otherwise encumbered	
					As a % of (A+B) (VI)	As a % of (A+B+C) (VII)	Number of shares (VIII)	As a % (IX) = (VIII)/(IV)*100
(A)	Shareholding of Promoter and Promoter Group							
(1)	Indian							
(a)	Individuals Hindu Undivided Family	4	6197356	6197356	36.35	36.35	3255002	52.52
(b)	Central Government State Government(s)	0	0	0	0.00	0.00	0	0.00
(c)	Bodies Corporate	0	0	0	0.00	0.00	0	0.00
(d)	Financial Institutions Banks	0	0	0	0.00	0.00	0	0.00
(e)	Any Other (specify)	0	0	0	0.00	0.00	0	0.00
	Sub-Total (A) (1)	4	6197356	6197356	36.35	36.35	3255002	52.52
(2)	Foreign							
(a)	Individuals (Non-Resident Individuals Foreign Individuals)	0	0	0	0.00	0.00	0	0.00
(b)	Bodies Corporate	0	0	0	0.00	0.00	0	0.00
(c)	Institutions	0	0	0	0.00	0.00	0	0.00
(d)	Any Other (specify)	0	0	0	0.00	0.00	0	0.00
	Sub-Total (A) (2)	0	0	0	0.00	0.00	0	0.00
	Total Shareholding of Promoter and Promoter Group (A) = (A) (1)+(A) (2)	4	6197356	6197356	36.35	36.35	3255002	52.52
(B)	Public shareholding							
(1)	Institutions							
(a)	Mutual Funds UFI	2	434950	434950	2.49	2.49		
(b)	Financial Institutions Banks	0	0	0	0.00	0.00		
(c)	Central Government State Government(s)	0	0	0	0.00	0.00		

(d)	Venture Capital Funds	0	0	0	0.00	0.00		
(e)	Insurance Companies	0	0	0	0.00	0.00		
(f)	Foreign Institutional Investors	2	193589	193589	1.14	1.14		
(g)	Foreign Venture Capital Investors	1	2500000	2500000	14.66	14.66		
(h)	Any Other (specify)	0	0	0	0.00	0.00		
	Sub-Total (B) (1)	5	3117639	3117639	18.29	18.29		
(2)	Non-institutions							
(a)	Bodies Corporate	305	1359142	1359142	7.97	7.97		
(b)	Individuals -	8642	3898503	3891897	22.87	22.87		
(i)	Individual shareholders holding nominal share capital up to Rs.1 lakh							
(ii)	Individual shareholders holding nominal share capital in excess of Rs.1 lakh	67	2033519	2033519	11.93	11.93		
(c)	Any Others (specify)							
(i)	Trusts	1	500	500	0.00	0.00		
(ii)	Foreign Nationals NRI (REPEAT)	106	179688	179688	1.05	1.05		
(iii)	Foreign Nationals NRI (NON REPEAT)	20	32261	32261	.19	.19		
(iv)	Clearing Members	85	231399	231399	1.36	1.36		
	Sub-Total (B)(2)	9226	7735012	7728406	45.37	45.37		
	Total Public Shareholding (B)= (B)(1)+(B)(2)	9231	10852651	10846045	63.65	63.65	N.A	N.A
	TOTAL (A)+(B)	9235	17050007	17043401	100.00	100.00	3255002	19.09
(C)	Shares held by Custodians and against which Depository Receipts have been issued							
(e-i)	Promoter and Promoter Group						N.A	N.A
(e-ii)	Public						N.A	N.A
	GRAND TOTAL (A)+(B)+(C)	9235	17050007	17043401	100.00	100.00	3255002	19.09

NA - Not applicable



(1)(b) Statement showing holding of securities (including shares, warrants, convertible securities) of persons belonging to the category "Promoter and Promoter Group"

Sl. No.	Name of the shareholder	Details of Shares held		Encumbered Shares (%)		Details of warrants		Details of convertible securities		Total Shares (including underlying Shares assuming full conversion of warrants and convertible securities) as a % of diluted share capital	
		Number of shares held	As a % of grand total (A)+(B)+(C)	No.	As a percentage (VI)=(V)/(III)*100	As a % of grand total (A)+(B)+(C) of sub-clause (I)(a)	Number of warrant held	As a % of total number of warrant of the same class	Number of convertible securities held		As a % of total number of convertible securities of the same class
(i)	(ii)	(iii)	(iv)	(v)	(vi)=(v)/(iii)*100	(vii)	(viii)	(ix)	(x)	(xi)	(xii)
1	Nikhil Nanda	5385520	31.59	3255002	60.44	19.09					
2	Sushma Nanda	808533	4.74	0	0.00	0.00					
3	Harithsh Chander Nanda	1803	0.01	0	0.00	0.00					
4	Daljit Singh Grewal	1500	0.01	0	0.00	0.00					
	TOTAL	6197356	36.35	3255002	52.52	19.09					0

(*) The term "encumbrance" has the same meaning as assigned to it in regulation 28(3) of the SAST Regulations, 2011

[Signature]
19.12.2012


(C) Statement showing holding of securities (including shares, warrants, convertible securities) of persons belonging to the category "Public" and holding more than 1% of the total number of shares

Sl. No.	Name of the shareholder	Number of shares held	Shares as a percentage of total number of shares (i.e., Grand Total (A)+(B)+(C) indicated in Statement at para 1)(a) above)	Details of warrants		Details of convertible securities		Total shares (including underlying shares assuming full conversion of warrants and convertible securities) as a % of diluted share capital
				Number of warrants held	As a % total number of warrants of the same class	Number of convertible securities held	% w.r.t. total number of convertible securities of the same class	
1	TANO MATRITUS INDIA FVCI	25000000	14.66					
2	SBI MF MAGNUM SECTOR FUND (EMEREL) A.F.M.C.G.	299050	1.75					
3	RAHUL DHIRUV	200000	1.17					
	TOTAL	2999050	17.59					

Ravi S
18.1.2012


(c)(i) Statement showing holding of securities (including shares, warrants, convertible securities) of persons (together with PAC) belonging to the category "Public" and holding more than 5% of the total number of shares of the company

Sr. No	Name(s) of the shareholder(s) and the Persons Acting in Concert (PAC) with them	Number of shares	Shares as a percentage of total number of shares (i.e., Grand Total (A)+(B)+(C) indicated in Statement at para (I)(a) above)	Details of warrants		Details of convertible securities		Total shares (including underlying shares assuming full conversion of warrants and convertible securities) as a % of diluted share capital
				Number of warrants	As a % total number of warrants of the same class	Number of convertible securities held	% w.r.t total number of convertible securities of the same class	
1	TANO MAURITIUS INDIA FCPI	2500000	14.66					
TOTAL		2500000	14.66					



(1)(d) Statement showing details of locked-in shares

Sr. No.	Name of the shareholder	Category of shareholder (promoter or investor)	Number of locked-in shares	Locked-in shares as a percentage of total number of shares i.e., Grand Total (A)+(B)+(C) indicated in Statement at para (1)(a) above}
1	NIKHIL NANDA	PROMOTER	2130518	12.50
2	TANO MAURITIUS INDIA FVCI	FOREIGN INST. INVESTOR	2500000	14.66
TOTAL			4630518	27.16



Handwritten signature and circular stamp with the date 18.1.2017.

(11)(a) Statement showing details of Depository Receipts (DRs)


Sr. No.	Type of outstanding DR (ADRs, GDRs, SDRs, etc.)	Number of outstanding DRs	Number of shares underlying outstanding DRs	Shares underlying outstanding DRs as a percentage of total number of shares (i.e., Grand Total (A)+(B)+(C) indicated in Statement at para (1)(a) above)
1	N.A.	N.A.	N.A.	N.A.
TOTAL	N.A.	N.A.	N.A.	N.A.



 18.12.22

(11)(b) Statement showing holding of Depository Receipts (DRs), where underlying shares held by "promoter/promoter group" are in excess of 1% of the total number of shares

Sr. No.	Name of the DR Holder	Type of outstanding DR (ADRs, GDRs, SDRs, etc.)	Number of shares underlying outstanding DRs	Shares underlying outstanding DRs as a percentage of total number of shares {i.e., Grand Total (A)+(B)+(C) indicated in Statement at para (I)(a) above}
1	N.A.	N.A.	N.A.	N.A.
TOTAL N.A.				N.A.



 LABOUR
 18.12.2012