

18th June, 2015

The National Stock Exchange of India Limited
"Exchange Plaza",
Plot No.C/1, G Block,
Bandra-Kurla Complex, Bandra (E),
Mumbai-400051

NSE Symbol: JHS

Dear Sir/Madam,

Sub: Submission as per Clause 35 of Listing Agreement.


In pursuance of clause 35 of Listing Agreement, please find enclosed Shareholding Pattern of the Company for the quarter ended 30th June, 2015.


This is for your information and records.

Thanking you,


Yours faithfully,

For JHS Svendgaard Laboratories Limited


Dhiraj Kumar Jha
(Company Secretary & Compliance Officer)
Membership No.: A29838




Introductory sub-table (I)(a)




CIN : L24230HP2004PLC027558

Name of the Company: JHS Svendgaard Laboratories Limited			
Scrip Code:532771, Name of the scrip:JHS, class of security: Equity			
Quarter Ended: June, 2015			
Partly paid-up shares:-	No. of partly paid-up shares	As a % of total no. of partly paid-up shares	As a % of total no. of shares of the company
Held by promoter/promoter group	0	0	0
Held by public	0	0	0
Total - D	0	0	0
Outstanding convertible securities:-	No. of outstanding securities	As a % of total no. of outstanding convertible securities	As a % of total no. of shares of the company, assuming full conversion of the convertible
Held by promoter/promoter group	0	0	0
Held by public	0	0	0
Total - E	0	0	0
Warrants:-	No. of warrants	As a % of total no. of warrants	As a % of total no. of shares of the company, assuming full conversion of warrants
Held by promoter/promoter group	0	0	0
Held by public	0	0	0
Total - F	0	0	0
Total paid-up capital of the company, assuming full conversion of warrants and convertible securities	24095252 Equity Shares of Rs. 10/- each		



Statement Showing Shareholding Pattern

Category code	Category of Shareholder	Number of Shareholders	Table (I)(a)		Total shareholding as a percentage of total number of shares	As a percentage of (A+B) ¹	Shares Pledged or otherwise encumbered	As a percentage of (VIII)/(IV)*100
			Total number of shares	Number of shares held in dematerialized form				
(I)	(II)	(III)	(IV)	(V)	(VI)	(VII)	(VIII)	(IX)= (VIII)/(IV)*100
(A)	Shareholding of Promoter and Promoter Group ²							
1	Indian							
(a)	Individuals/ Hindu Undivided Family	4	9047988	9047988	37.55	37.55	4835002	53.44
(b)	Central Government/ State Government(s)							
(c)	Bodies Corporate							
(d)	Financial Institutions/ Banks							
(e)	Any Others(Specify)							
(e-i)								
(e-ii)								
	Sub Total(A)(1)	4	9047988	9047988	37.55	37.55	4835002	53.44
2	Foreign							
a	Individuals (Non-Residents Individuals/ Foreign Individuals)							
b	Bodies Corporate							
c	Institutions							
d	Qualified Foreign Investor							
e	Any Others(Specify)							
e-i								
e-ii								
	Sub Total(A)(2)							
	Total Shareholding of Promoter and Promoter Group (A)= (A)(1)+(A)(2)	4	9047988	9047988	37.55	37.55	4835002	53.44
(B)	Public shareholding							
1	Institutions							
(a)	Mutual Funds/ UTI							
(b)	Financial Institutions / Banks							
(c)	Central Government/ State Government(s)							
(d)	Venture Capital Funds							
(e)	Insurance Companies							
(f)	Foreign Institutional Investors	1	50000	50000	0.21	0.21		
(g)	Foreign Venture Capital Investors	1	3499999	3499999	14.53	14.53		
(h)	Qualified Foreign Investor							
(i)	Any Other (specify)							
(i-i)								
(i-ii)								
	Sub-Total (B)(1)	2	3549999	3549999	14.73	14.73		




B 2	Non-institutions							
(a)	Bodies Corporate	276	2225645	2225645	9.24	9.24	5382	0.24
(b)	Individuals							
I	Individuals -i. Individual shareholders holding nominal share capital up to Rs 1 lakh	8374	5106202	5099596	21.19	21.19		
II	ii. Individual shareholders holding nominal share capital in excess of Rs. 1 lakh.	114	3842590	3832589	15.95	15.95		
(c)	Qualified Foreign Investor							
(d)	Any Other (specify)							
(d-i)	Non Resident Indian	97	178239	178239	0.74	0.74		
(d-ii)	Foreign Nationals	1	1000	1000	0.00	0.00		
(d-iii)	Trust							
(d-iv)	Foreign Portfolio Investor(Corporate) category II	1	143589	143589	0.60	0.60		
	Sub-Total (B)(2)	8863	11497265	11480658	47.72	47.72	5382	0.05
(B)	Total Public Shareholding (B)= (B)(1)+(B)(2)	8865	15047264	15030657	62.45	62.45	5382	0.04
	TOTAL (A)+(B)	8869	24095252	24078645	100.00	100.00	4840384	20.09
(C)	Shares held by Custodians and against which Depository Receipts have been issued							
1	Promoter and Promoter Group							
2	Public							
	Sub-Total (C)							
	GRAND TOTAL (A)+(B)+(C)	8869	24095252	24078645	100.00	100.00	4840384	20.09



(I)(b) Statement showing holding of securities (including shares, warrants, convertible securities) of persons belonging to the category "Promoter and Promoter Group"											
Sr. No.	Name of the shareholder	Details of Shares held		Encumbered shares (*)			Details of warrants		Details of convertible securities		Total shares (including underlying shares assuming full conversion of warrants and convertible securities) as a % of diluted share capital
		Number of shares held	As a % of grand total (A) + (B) + (C)	No.	As a percentage	As a % of grand total (A)+(B)+(C) of sub-clause (I)(a)	Number of warrants held	As a % total number of warrants of the same class	Number of convertible securities held	As a % total number of convertible securities of the same class	
(I)	(II)	(III)	(IV)	(V)	(VI)=(V)/(III)*100	(VII)	(VIII)	(IX)	(X)	(XI)	(XII)
1	Daljit Singh Grewal	1500	0.01								
2	Harish Chander Nanda	19731	0.08								
3	Nikhil Nanda	8810774	36.57	4704446	53.39	19.52					
4	Sushma Nanda	215983	0.90	130556	60.45	0.54					
TOTAL		9047988	37.55	4835002	53.44	20.07					

(*) The term "encumbrance" has the same meaning as assigned to it in regulation 28(3) of the SAST Regulations, 2011

(I)(c)(i) Statement showing holding of securities (including shares, warrants, convertible securities) of persons belonging to the category "Public" and holding more than 1% of the total number of shares								
Sr. No.	Name of the shareholder	Number of shares held	Shares as a percentage of total number of shares (i.e., Grand Total (A)+(B)+(C) indicated in Statement at para (I)(a) above)	Details of warrants		Details of convertible		Total shares (including underlying shares assuming full conversion of warrants and convertible securities) as a % of diluted share capital
				Number of warrants held	As a % total number of warrants of the same class	Number of convertible securities held	% w.r.t total number of convertible securities of the same class	
1	Tano Mauritius India FVCI	3499999	14.53					
2	TCG Stock Broking Limited	266765	1.11					
4	Iude Magima	365132	1.52					
TOTAL		4131896	17.15					



(I)(c)(ii) Statement showing holding of securities (including shares, warrants, convertible securities) of persons (together with PAC) belonging to the category "Public" and holding more than 5% of the total number of shares of the company

Sr. No.	Name(s) of the shareholder(s) and the Persons Acting in Concert (PAC) with them	Number of shares	Shares as a percentage of total number of shares {i.e., Grand Total (A)+(B)+(C) indicated in Statement at para (I)(a) above}	Details of warrants		Details of convertible		Total shares (including underlying shares assuming full conversion of warrants and convertible securities) as a % of diluted share capital
				Number of warrants	As a % total number of warrants of the same class	Number of convertible securities held	% w.r.t total number of convertible securities of the same class	
1	Tano Mauritius India FVCI	3499999	14.53					

(I)(d) Statement showing details of locked-in shares

Sr. No.	Name of the shareholder	Number of locked-in shares	Locked-in shares as a percentage of total number of shares {i.e., Grand Total (A)+(B)+(C) indicated in Statement at para (I)(a) above}	Category of Shareholders (Promoters/Public)
1	Harish Chander Nanda	19731	0.08	Promoter
2	Paramvir Singh	10	0.00	Public
3	Nikhil Nanda	500000	2.08	Promoter

(II)(a) Statement showing details of Depository Receipts (DRs)

Sr. No.	Type of outstanding DR (ADRs, GDRs, SDRs, etc.)	Number of outstanding DRs	Number of shares underlying outstanding DRs	Shares underlying outstanding DRs as a percentage of total number of shares {i.e., Grand Total (A)+(B)+(C) indicated in Statement at para (I)(a) above}
	NA	NA	NA	NA

(II)(b) Statement showing holding of Depository Receipts (DRs), where underlying shares held

by "promoter/promoter group" are in excess of 1% of the total number of shares

Sr. No.	Name of the DR Holder	Type of outstanding DR (ADRs, GDRs, SDRs, etc.)	Number of shares underlying outstanding DRs	Shares underlying outstanding DRs as a percentage of total number of shares {i.e., Grand Total (A)+(B)+(C) indicated in Statement at para (I)(a) above}
	NA	NA	NA	NA

