


**Consolidated Limited Review Report**

**To the Board of Directors,  
JHS Svendgaard Laboratories Limited**

1. We have reviewed the accompanying statement of unaudited Consolidated Financial Results of **JHS Svendgaard Laboratories Limited** ('the Company') and its subsidiaries (collectively referred to as 'the Group') for the quarter and six months ended September 30, 2016 ('the Statement'). This statement is the responsibility of the Company's Management and has been approved by the Board of Directors. Our responsibility is to issue a report on these consolidated financial statements based on our review.
2. We conducted our review of the Statement in accordance with the Standard on Review Engagement (SRE) 2410, "Review of Interim Financial Information performed by the Independent Auditors of the Entity" issued by the Institute of Chartered Accountants of India. This standard requires that we plan and perform the review to obtain moderate assurance as to whether the financial statements are free of material misstatement. A review is limited primarily to inquiries of company personnel and analytical procedures applied to financial data and thus provides less assurance than an audit. We have not performed an audit and accordingly, we do not express an audit opinion.
3. In respect of unaudited quarterly consolidated financial results, we did not review the statement of unaudited financial results of two subsidiaries, whose unaudited quarterly financial results reflect NIL revenue for the quarter and six months ended September 30, 2016. The financial information for these two subsidiaries have been reviewed by the other auditors whose reports have been furnished to us. Our opinion on the quarterly financial results is based solely on the reports of the other auditors.
4. Based on our review conducted as above, nothing has come to our attention that causes us to believe that the accompanying statement of unaudited financial results prepared in accordance with applicable accounting standards and other recognised accounting practices and policies has not disclosed the information required to be disclosed in terms of Regulation 33 of the SEBI (Listing Obligations and Disclosure Requirements) Regulations, 2015 including the manner in which it is to be disclosed, or that it contains any material misstatement.
5. Without Qualifying our opinion we draw attention to:
  - i. Non provision of tax and deferred tax (Refer Note no.5).

The necessary adjustments for the aforesaid matter will be considered at the end of financial year.


For **S. N. Dhawan & Co LLP**  
Chartered Accountants  
Firm Registration No.: 000050N/N500045

  
S.K.Khattar  
Partner  
Membership No.084993




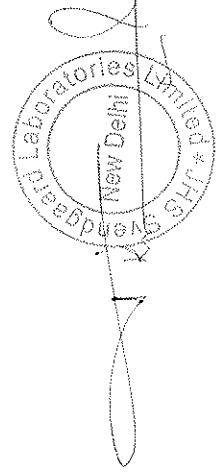
Place: New Delhi  
Date: October 27, 2016

S.No.	Particulars	STATEMENT OF UNAUDITED CONSOLIDATED FINANCIAL RESULTS FOR THE QUARTER AND SIX MONTHS ENDED SEPTEMBER 30, 2016 (Rs. In Lakhs)					
		Quarter Ended		Six Months Ended		Year Ended	
		30-Sep-16 Unaudited	30-Jun-16 Unaudited	30-Sep-15 Unaudited	30-Sep-16 Unaudited	30-Sep-15 Unaudited	31-Mar-16 Audited
1	Income from operations						
	(a) Net Sales	3,065.26	2,374.48	2,540.01	5,439.74	4,738.28	9,810.51
	(b) Other operating income	26.12	16.13	25.48	42.25	160.65	198.03
	Total income from operations (net)	3,091.38	2,390.61	2,565.49	5,481.99	4,898.93	10,008.54
2	Expenses						
	(a) Cost of materials consumed	2,038.25	1,533.03	1,800.61	3,571.28	3,409.18	6,857.90
	(b) Purchase of stock-in-trade	-	33.30	-	33.30	-	126.38
	(c) Changes in inventories of finished goods, work-in-progress and stock-in-trade	104.33	144.16	90.38	248.49	281.99	334.94
	(d) Employee benefits expense	220.39	214.83	175.31	435.22	320.88	723.12
	(e) Depreciation and amortisation expense	159.18	157.22	264.70	316.40	526.84	1,048.92
	(f) Other expenses	435.96	339.05	311.54	775.01	577.15	1,323.38
	Total expenses	2,958.11	2,421.59	2,642.54	5,379.70	5,116.04	10,414.64
3	Profit / (Loss) from operations before other income, finance costs and exceptional items (1-2)	133.27	(30.98)	(77.05)	102.29	(217.11)	(406.10)
4	Other Income	18.64	71.00	2.79	89.64	14.86	73.01
5	Profit / (Loss) from ordinary activities before finance costs and exceptional items (3+4)	151.91	40.02	(74.26)	191.93	(202.25)	(333.09)
6	Finance costs						
7	Profit / (Loss) from ordinary activities after finance costs but before exceptional items (5-6)	17.02	9.24	15.50	26.26	22.27	36.48
8	Exceptional items	134.89	30.78	(89.76)	165.67	(224.52)	(369.57)
9	Profit / (Loss) from ordinary activities before tax (7-8)	-	-	2.60	-	20.80	447.08
10	Tax expense	134.89	30.78	(92.36)	165.67	(245.32)	(816.65)
11	Net Profit / (Loss) from ordinary activities after tax (9-10)	-	-	-	-	-	0.16
12	Extraordinary item (net of Tax)	134.89	30.78	(92.36)	165.67	(245.32)	(816.81)
13	Net Profit / (Loss) for the period (11-12)	-	-	-	-	-	1,347.32
14	Minority interest	134.89	30.78	(92.36)	165.67	(245.32)	(2,164.13)
15	Net Profit / (Loss) after taxes, minority interest (13-14)	-	-	-	-	-	-
16	Paid-up equity share capital (Face value of Rs. 10/-)	134.89	30.78	(92.36)	165.67	(245.32)	(2,164.13)
17	Reserve excluding revaluation reserves as per balance sheet of previous accounting year	3,986.50	3,821.50	2,409.53	3,986.50	2,409.53	3,763.50
18.i	Earnings/(Loss) per share (before extraordinary items) (of Rs. 10 each) (not annualised)						
	(a) Basic (Rs.)	0.35	0.08	(0.38)	0.43	(1.02)	(3.18)
	(b) Diluted (Rs.)	0.23	0.05	(0.38)	0.28	(1.02)	(3.18)
18.ii	Earnings/(Loss) per share (after extraordinary items) (of Rs. 10 each) (not annualised)						
	(a) Basic (Rs.)	0.35	0.08	(0.38)	0.43	(1.02)	(8.42)
	(b) Diluted (Rs.)	0.23	0.05	(0.38)	0.28	(1.02)	(8.42)



S. No.	Particulars	(Rs. In Lakhs)						
		30-Sep-16		Quarter Ended		Six Months Ended		Year Ended
		Unaudited	30-Jun-16	Unaudited	30-Sep-15	Unaudited	30-Sep-16	31-Mar-16
<b>A. SEGMENT REVENUE</b>								
i) Full Service Goods Based -Contract Manufacturer- Oral care	2,582.07	2,046.25	2,282.66	4,628.32	4,434.85	9,037.99		
ii) Job work - Oral care and Hygiene care	26.31	23.93	-	50.24	-	-		
iii) Marketing & Distribution	-	-	-	-	-	-		
iv) Dental Care Clinics	-	-	-	-	-	-		
v) Manufacturing sale - Oral care	483.00	320.43	282.83	803.43	464.08	970.55		
<b>Total</b>	<b>3,091.38</b>	<b>2,390.61</b>	<b>2,565.49</b>	<b>5,481.99</b>	<b>4,898.93</b>	<b>10,008.54</b>		
<b>B. SEGMENT RESULTS (Profit before Tax &amp; finance cost)</b>								
i) Full Service Goods Based -Contract Manufacturer- Oral care (Refer note 4)	152.17	40.29	(7.56)	192.47	(19.09)	(13.12)		
ii) Job work - Oral care and Hygiene care (Refer note 4)	-	-	(63.86)	-	(161.96)	(300.75)		
iii) Marketing & Distribution	(0.09)	(0.11)	(0.09)	(0.20)	(0.09)	(0.36)		
iv) Dental Care Clinics	(0.17)	(0.16)	(0.15)	(0.34)	(0.30)	(0.95)		
v) Manufacturing sale - Oral care (Refer note 4)	-	-	-	-	-	-		
vi) Unallocated	-	-	(2.60)	-	(20.80)	(17.90)		
<b>Total</b>	<b>151.91</b>	<b>40.02</b>	<b>(74.26)</b>	<b>191.93</b>	<b>(202.25)</b>	<b>(333.09)</b>		
less:								
i) Finance Costs	17.02	9.24	15.50	26.26	22.27	36.48		
ii) Exceptional items	-	-	2.60	-	20.80	447.08		
<b>Profit/(Loss) from ordinary activities before Tax</b>	<b>134.89</b>	<b>30.78</b>	<b>(92.36)</b>	<b>165.67</b>	<b>(245.32)</b>	<b>(816.65)</b>		
<b>C. CAPITAL EMPLOYED</b>								
Equity and long term borrowings (including current maturities of long term borrowings and interest accrued and due)								
i) Full Service Goods Based -Contract Manufacturer- Oral care (Refer note 4)	10,193.54	9,842.43	9,664.47	10,193.54	9,664.47	9,743.18		
ii) Job work - Oral care and Hygiene care (Refer note 4)	-	-	292.65	-	292.65	-		
iii) Marketing & Distribution	-	-	1,886.58	-	1,886.58	-		
iv) Dental Care Clinics	-	-	-	-	-	-		
v) Manufacturing sale - Oral care (Refer note 4)	-	-	-	-	-	-		
<b>Total Capital Employed</b>	<b>10,193.54</b>	<b>9,842.43</b>	<b>11,843.70</b>	<b>10,193.54</b>	<b>11,843.70</b>	<b>9,743.18</b>		





Consolidated Statement of Assets and Liabilities		(Rs. In Lakhs)	
		As at	
	Particulars	30-Sep-16	31-Mar-16
A	EQUITY AND LIABILITIES	Unaudited	Audited
1	Shareholder's funds		
	(a) Share capital	3,986.50	3,763.50
	(b) Reserves and surplus	5,893.71	5,705.64
	(b) Money Received Against Share Warrant	528.14	589.46
	<b>Sub-total-Shareholders' funds</b>	<b>10408.35</b>	<b>10058.60</b>
2	Deferred Government Grant	13.50	15.00
3	Non-current liabilities		
	(a) Long-term borrowings	134.49	112.92
	(b) Long-term provisions	44.24	40.51
	(c) Other Long term liabilities	21.90	37.54
	<b>Sub-total-Non-current liabilities</b>	<b>200.63</b>	<b>190.97</b>
4	Current Liabilities		
	(a) Short-term borrowings	20.73	25.43
	(b) Trade payables	1,286.43	1336.07
	(c) Other current liabilities	590.07	469.34
	(d) Short-term provisions	4.26	4.26
	<b>Sub-total-Current liabilities</b>	<b>1901.49</b>	<b>1835.10</b>
	<b>TOTAL - EQUITY AND LIABILITIES</b>	<b>12523.97</b>	<b>12099.67</b>
B	ASSETS		
1	Non-current assets		
	(a) Fixed assets (Including CWIP)	6,481.33	6,577.82
	(b) Non-current investments	-	-
	(c) Long-term loans and advances	2,288.80	1,937.48
	(e) Other non-current assets	21.68	18.05
	<b>Sub-total-Non-current assets</b>	<b>8791.81</b>	<b>8533.35</b>
2	Current assets		
	(a) Current Investment	761.00	-
	(a) Inventories	924.25	931.16
	(b) Trade receivables	1,063.35	691.11
	(c) Cash and bank balance	186.47	288.18
	(d) Short-term loans and advances	581.96	436.08
	(e) Other current assets	215.13	1,219.79
	<b>Sub-total-Current assets</b>	<b>3732.16</b>	<b>3566.32</b>
	<b>TOTAL - ASSETS</b>	<b>12523.97</b>	<b>12099.67</b>

**Notes:**

1 (a) Pursuant to the Regulation 33 of the Securities and Exchange Board of India (Listing Obligations and Disclosure Requirements) Regulations, 2015, the Company has opted to publish only the consolidated financial results. Investors can view the standalone results of the Company on the Company's web site www.svendgaard.com or on the website of BSE (www.bseindia.com) or NSE (www.nseindia.com).

Information of standalone unaudited financial results is as under:

Particulars	Quarter Ended						Six Months Ended		Year Ended
	30-Sep-16		30-Jun-16		30-Sep-15		30-Sep-16		31-Mar-16
	Unaudited	Audited	Unaudited	Audited	Unaudited	Audited	Unaudited	Audited	Audited
Revenues	3,091.38	2,390.61	2,565.49	5,481.99	4,898.93	10,008.54			
Profit/(loss) before tax from ordinary activities	135.19	31.04	(92.12)	166.22	(244.92)	(815.33)			
Profit/(loss) after tax after extraordinary item	135.19	31.04	(92.12)	166.22	(244.92)	(2,162.81)			

- (b) The consolidated financials results of the Company include financials of two subsidiaries namely JHS Svendgaard Dental Care limited & JHS Svendgaard Mechanical and Warehouse Private Limited.
- 2 The above unaudited consolidated financial Results are in accordance with Regulation 33 of the SEBI (Listing Obligations and Disclosure Requirements) Regulations, 2015 were reviewed by the Audit Committee and thereafter approved and taken on record by the Board of Directors in their meeting held on October 27, 2016.
- 3 Pursuant to approval of shareholders by way of special resolution in accordance with section 42 & 62 of the Companies Act, 2013 and Rules made thereunder and as per SEBI (ICDR) Regulations, 2009 the Company approved preferential allotment of 34,974,748 fully convertible warrants of Rs.10 each at an issue price of Rs.11 per warrant. Out of this, the Company has converted 1,57,69,748 (including 22,30,000 share warrants converted during the six months ended September 30, 2016) fully convertible share warrants into the equal number of fully paid up equity shares after receiving full issue price at the rate of Rs.11 per warrant from the respective allottees.
- 4 The segment results & capital employed for reportable segment "Manufacturing Sale - Oral care", "Full Service Goods Based - Contract Manufacturing" and "Job Work-Oral Care" are currently not realistically ascertainable as the manufacturing process for these segments are identical. The Company is in the process of making necessary changes in the accounting software to derive relevant details related to these reportable segments.
- 5 Provision for tax & deferred tax, if any, will be made at the end of financial year.
- 6 The figures of the current quarter and six months ended September 30, 2016 are not comparable with previous quarter and six months ended September 30, 2015 which includes the amount of "Waves Hygiene" business which had been sold under slump sale on March 21, 2016.
- 7 Figures for the previous quarter have been reclassified to conform with current period presentation, where ever applicable.

Place : New Delhi  
 Date : 27-10-2016

By Order of the Board  
 of New Delhi  
 Nikhil Narada  
 Managing Director  
 DIN : 00051501